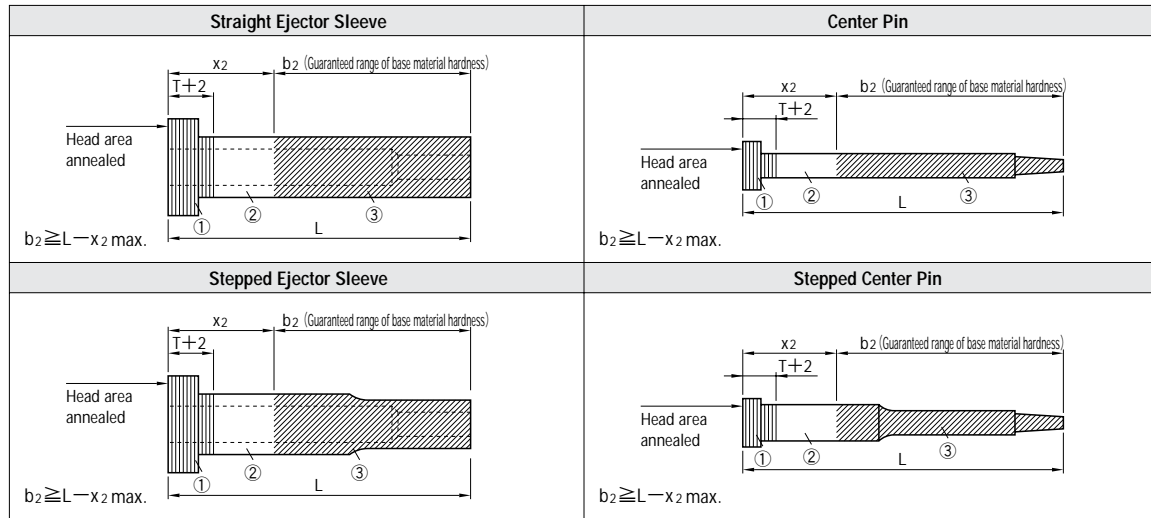


[PRODUCT DATA]

GUARANTEED RANGE OF HARDNESS OF THE EJECTOR SLEEVE AND CENTER PIN BASE MATERIAL

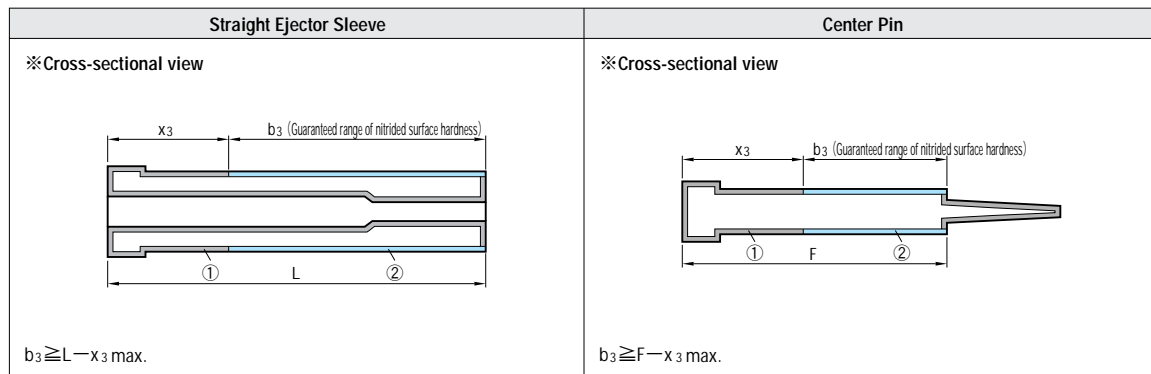
Guaranteed Range of Hardness of the Ejector Sleeve and Center Pin Base Material



Classification	M	Head Thickness (T)	x2 max.	Ejector Sleeve • Center Pin Material Hardness		
				①	②	③ (Guaranteed range of base material hardness)
Ejector sleeves	SKH51	T4 (4mm)	0	58~60HRC Overall quenching (no annealing)	58~60HRC Overall quenching (no annealing)	58~60HRC
		JIS (4•6•8mm)				
Center pins	SKD61	T4 (4mm)	30	28~35HRC (reference value)	28~60HRC (reference value)	58~60HRC
		JIS (4•6•8mm)	35			
	SKD61 + Nitriding	T4 (4mm)	30	28~45HRC (reference value)	28~55HRC (reference value)	50~55HRC
		T4 (4mm)	30			
Ejector sleeves	SKD61 + Nitriding	T4 (4mm)	0	37~43HRC (no annealing)	37~43HRC (no annealing)	37~43HRC
		ECB • ECBB				
	SKD61	T4 (4mm)	30	28~43HRC (reference value)	28~43HRC (reference value)	37~43HRC
		JIS (4•6•8mm)	35			
		T10 (10mm)	40			

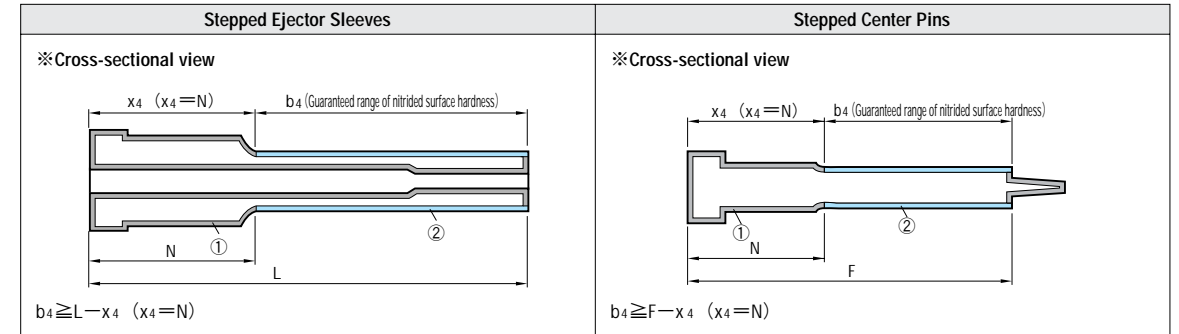
• Annealing was performed on the heads of SKH51 and SKD61 to achieve a level of 30HRC. Annealing was performed on the heads of SKD61 + Nitriding to achieve a level of 40HRC.

Guaranteed Range of Ejector Sleeve and Center Pin Nitriding and Surface Hardness



[PRODUCT DATA]

GUARANTEED RANGE AND HARDNESS OF NITRIDING AND SURFACE HARDNESS



M	Head Thickness (T)	x3 max.	Ejector Sleeve • Center Pin Surface Hardness	
			①	② (Guaranteed range of nitrided surface hardness)
SKD61 + Nitriding	T4 (4mm)	10	Base material hardness (without nitrided layer)	900HV~ (with nitrided layer)
	ECB • ECBB			
	T4 (4mm)	30		
	JIS (4•6•8mm)	35		
	T10 (10mm)	40		

• Nitriding

Nitriding is one of the steel surface treatment methods. The steel is placed in a furnace that is then filled with nitrogen gas, and at high temperatures (around 500°C) a hardened layer combined with the nitrogen is formed on the surface of the steel.

• Nitrided Depth

This refers to the depth of the hardened layer formed on the surface of the steel by nitriding treatment. The nitrided depth of MISUMI's 900HV~ plastic mold ejector sleeves/center pins is 0.003~0.008 mm (reference value), and the depth of the hardened layer is 0.1 mm deeper (reference value) than the surface. The nitrided depth of straight ejector sleeves and center pins is controlled by adjusting nitriding temperature and treatment time in accordance with shaft diameter size. In the case of stepped ejector sleeves and center pins, nitrided depth is controlled by adjusting nitriding temperature and treatment time in accordance with tip diameter (P) size. For this reason, the surface hardness of the shaft diameter (D) area is slightly lower at around 500HV (reference value).

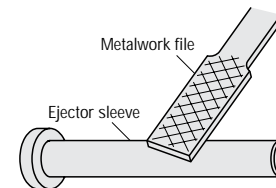
• Ejector Sleeves

The guaranteed range of nitrided surface hardness for ejector sleeves (b3, b4) only applies to the outer diameter surface. The inner diameter surface is outside the guaranteed range of nitrided surface hardness.

• Center Pins

Nitriding has not been done on the tip section of the center pins, in order to prevent chipping. Because of the complexity in the configuration of the stepped center pins, nitriding was performed in the past including the tip section; however, this was stopped in April 1998 in response to requests for unnitrided tip sections from our customers.

Ejector Sleeve • Center Pin Hardness



Normally, it is quite easy to file down an ejector sleeve • center pin using a regular file (metalworking file). With the SKD61 + Nitriding ejector sleeve/center pin, however, the nitriding treatment makes it difficult to file down, because the file does not bite as easily into the surface. The nitrided layer is several microns thick, so a little pressure should be applied to the file. ※Most regular metalworking files have a hardness of 68 to 70HRC.

SKH51 (JIS high-speed steel)			SKD61 (JIS die steel) prehardened, and nitrided		
70HRC	68~70HRC	Metalworking files (reference value)	70HRC	68~70HRC	Metalworking files (reference value)
68HRC			65HRC		
66HRC	64~67HRC	SKH51 Cutting tools (reference value)	60HRC		
64HRC			55HRC		
62HRC	61~64HRC	SKH51 Press die punches (reference value)	50HRC	48~52HRC	SKD61 (Regular type of overall quenching) Example: plates, etc.
60HRC			45HRC		
58HRC	58~60HRC	SKH51 Plastic mold ejector sleeves	40HRC	37~43HRC	SKD61 Plastic mold ejector sleeves