

X-Axis Stages

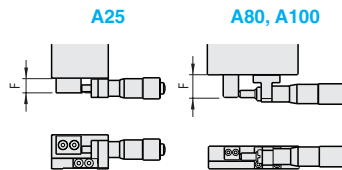
— Linear Ball Guide —

X-Axis Stages

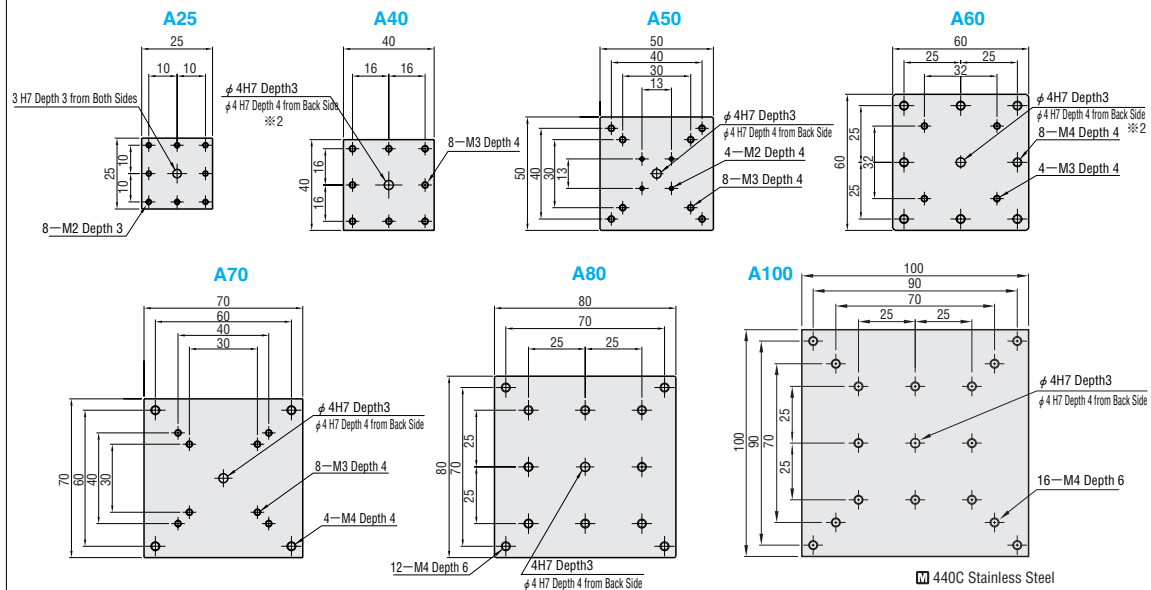
RoHS



A25, 80, 100 have different shape of feeding brackets.



Mounting Holes Dimensions of the Top Table



Micrometer Head 1div.=10 μm

※2 For XSBG and XSCGB, H7 tolerance hole is H8 tolerance.

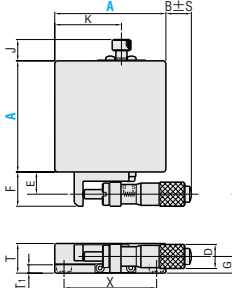
- 440C Stainless Steel
- Electroless Nickel Plating (XSBG and XSCGB are Low Temperature Black Chrome Plated.)
- Hexagon Socket Head Cap Screw (Stainless Steel) Qty.4

Micrometer Heads

XSG

(25≤A≤100)

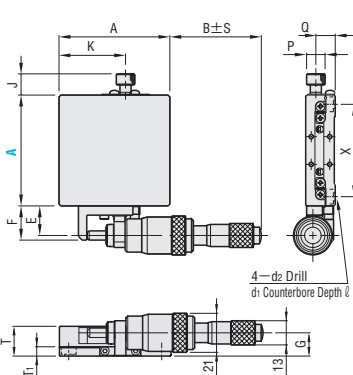
XSBG (Low Temperature Black Chrome Plating)
(A=40, 60)



Coarse, Fine Micrometer Heads

XSKG

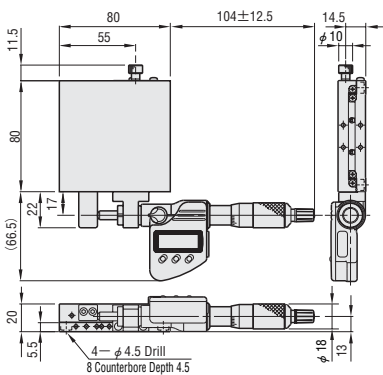
(40≤A≤80)



Digital Micrometer Heads

XSDG80

(Applicable to A80 only)



Feed Screws

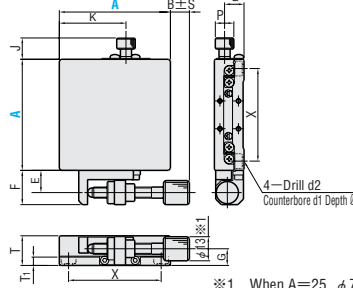
XSCG (pitch 0.5)

(25≤A≤100)

XSCGB (pitch 0.5 Low Temperature Black Chrome Plating)
(A=40, 60)

XSBG (pitch 1.0)

(40≤A≤100)



※1 When A=25, φ7.

Micrometer Head (XSG, XSBG)

Feed Screw (XSCG, XSCGB, XSBG)

Catalog No.	Type	A	T	T1	B+S (Travel)		E	F	D	G	P	Q	K	J	X	d1	d2	l
					Micrometer	Feed Screws												
XSG	25	12	3.7	25±3.2	11±3.2	7	9	9.3	7	6	8.5	15	6.8	20	4.2	2.5	2.5	
XSBG	40	16	4.5	24±6.5	20.3±6.5	12	18.5	13	9	10	10.5	26	11.5	32	6	3.5	3.5	
XSCG	50	16	4.5	19±6.5	15.3±6.5	12	18.5	13	9	10	10.5	31	11.5	40	6	3.5	3.5	
XSCGB	60	16	5	14±6.5	10.3±6.5	12	18.5	13	9	10	10.5	36	11.5	50	8	4.5	4	
XSBG	70	18	6	14.5±6.5	10.8±6.5	12	18.5	13	10	10	11.5	46.5	11.5	60	8	4.5	4.5	
	80	20	6.5	43.5±12.5	10±6.5	17	22*	18	11	10	14.5	55	11.5	70	8	4.5	5.3	
	100	20	6.5	28.5±12.5	※-5±6.5	17	22*	18	11	10	14.5	67.5	11.5	90	8	4.5	5.3	

※XSG, XSCGB is available for A=40, 60 only, A=40~100 is available for XSBG. ※The end face of feed screw is 5mm inside from the end face of stage. ※When feed screw A=80, 100, F=20

Micrometer Head (XSG, XSBG), Feed Screw (XSCG, XSCGB, XSBG)

Catalog No.	Type	A	Stage (mm)	Travel (mm)	Withstand Load N (kgf)	Movement Accuracy			Moment Load Rigidity (N·m)			Moment Rigidity (°/N·cm)			Weight (kg)	
						Straightness	Pitching	Yawing	Pitching	Yawing	Rolling	Pitching	Yawing	Rolling	Micrometer	Feed Screws
XSG	25	25×25	±3.2	39.2 {10.0}	3 μm	30"	25"	2.0	2.0	3.5	1.9	1.1	1.1	0.07	0.09	
XSBG	40	40×40	±6.5	98 {10.0}				5.0	5.0	5.0	0.42	0.35	0.21	0.23	0.23	
XSCG	50	50×50	±6.5	147 {15.0}				6.8	6.8	6.0	0.15	0.14	0.09	0.28	0.28	
XSCGB	60	60×60	±6.5	196 {20.0}				10.0	10.0	9.0	0.08	0.08	0.05	0.40	0.40	
XSBG	70	70×70	±6.5	225.4 {23.0}				13.8	13.8	12.9	0.06	0.05	0.03	0.58	0.58	
	80	80×80	XSG:±12.5 XSCG XSBG:±6.5	264.6 {27.0}				18.2	18.2	17.7	0.04	0.04	0.02	0.90	0.84	
	100	100×100	XSG:±12.5 XSCG XSBG:±6.5	343 {35.0}				31.8	31.8	30.7	0.02	0.02	0.01	1.33	1.27	

※XSG, XSBG: Minimum Reading of Micrometer 10 μm/Scale

Coarse/Fine Micrometer Head

Catalog No.	Type	A	T	T1	B+S (Travel)	E	F	G	P	Q	K	J	X	d1	d2	l
	50	16	4.5	55±6.5	16	18.5	11.6	10	10.5	31	11.5	40	6	3.5	3.5	
	60	16	5	50±6.5	16	18.5	11.6	10	10.5	36	11.5	50	8	4.5	4	
	70	18	6	50.5±6.5	16	18.5	12.5	10	11.5	46.5	11.5	60	8	4.5	4.5	
	80	20	5.5	49.5±6.5	17	25	11	10	14.5	55	11.5	70	8	4.5	4.3	

Coarse/Fine Micrometer Head (XSKG), Digital Micrometer Head (XSDG)

Catalog No.	Type	A	Stage (mm)	Travel (mm)	Withstand Load N (kgf)	Movement Accuracy			Moment Load Rigidity (N·m)			Moment Rigidity (°/N·cm)			Weight (kg)
						Straightness	Pitching	Yawing	Pitching	Yawing	Rolling	Pitching	Yawing	Rolling	
XSKG	40	40×40	Coarse±6.5 Fine0.2	98 {10.0}	3 μm	25"	15"	5.0	5.0	5.0	0.42	0.35	0.21	0.30	
	50	50×50		147 {15.0}				6.8	6.8	6.0	0.15	0.14	0.09	0.35	
	60	60×60		196 {20.0}				10.0	10.0	9.0	0.08	0.08	0.05	0.47	
	70	70×70		225.4 {23.0}				13.8	13.8	12.9	0.06	0.05	0.03	0.65	
	80	80×80		264.6 {27.0}				18.2	18.2	17.7	0.04	0.04	0.02	0.97	
XSDG	80	80×80	±12.5	264.6 {27.0}				18.2	18.2	17.7	0.04	0.04	0.02	1.105	

※XSKG: Coarse/Fine motion Micrometer Minimum Reading: Coarse 10 μm, Fine 0.5 μm.

XSDG: Minimum Reading of Digital Micrometer Head 10 μm



Order Example
Catalog No. XSG80



Days to Ship
6 Days
※Types other than listed on the right
※Non-Returnable P.82



Price
8 Days
※XSBG, XSCGB
※Non-Returnable P.82



Alterations
Catalog No. XSCG40 - A (CR, CZ, A)



Days to Ship
8 Days
※Attaching dimensions of micrometer, feed screw and clamp are different from that of standard products.
※A is available for XSDG only.

Alterations	Position of Micrometer and Feed Screw		
	Right and left sides symmetrically opposite	Up and down sides symmetrically opposite	Center
Details			
Code	CR	CZ	A
Price Adder	Free	Free	Free

※CZ: Attach Micrometer and Feed Screw on the upper table (Attached to fixed plate for Standard Type.)

※For larger quantity orders 'Days to Ship' may differ from published catalog term. P.81

A	Unit Price Qty. 1~19					
	XSG	XSCG	XSBG	XSKG	XSDG	XSCGB
25	190.00	150.00	—	—	—	—
40	190.00	150.00	150.00	531.00	—	215.00
50	200.00	160.00	160.00	541.00	—	—
60	200.00	160.00	160.00	541.00	—	225.00
70	260.00	220.00	220.00	601.00	—	—
80	280.00	240.00	240.00	621.00	387.00	—
100	320.00	290.00	290.00	—	—	—